

**Minutes of the 13 March 2017**  
**Regular Meeting of the Yancey County Board of Commissioners**  
**Held at 6:00 o'clock p.m. in the Yancey County Courtroom**  
**Yancey County Courthouse, Burnsville, North Carolina**

Present at the 13 March 2017 meeting of the Yancey County Board of Commissioners were: Chairman Johnny Riddle, Commissioner Jill Austin, Commissioner Mark Ledford, Commissioner John Stallings, Commissioner Jeff Whitson, County Manager Nathan Bennett, Clerk to the Board Jason Robinson, County Planner Jamie McMahan, County Attorney Donny Laws, members of the media, and members of the general public.

**Call to Order and Approval of Agenda**

Chairman Riddle called the meeting to order. Chairman Riddle then asked Commissioner Stallings to deliver the invocation. After the invocation, Commissioner Austin led the Pledge of Allegiance. Chairman Riddle then asked for a motion to approve the agenda. Commissioner Ledford made a motion to approve the agenda and moving public comment to the end of the agenda. The motion was seconded by Commissioner Whitson. The vote to approve was unanimous (Attachment A).

**Consent Agenda**

The Board next moved to the consent agenda portion of the agenda. On the consent agenda for March was approval of the February 13, 2017 regular meeting and the 2016 special meetings for tax matters. Also on the consent agenda was the appointment of Jeff Spargo to the Juvenile Crime Prevention Council (JCPC) to replace Nancy Lindeman (Attachment B). Finally, the consent agenda contained the February tax collection report which was for informational purposes only (Attachment C). Upon hearing the matters on the consent agenda, Commissioner Stallings made a motion to approve the consent agenda and it was seconded by Commissioner Austin. The vote to approve was unanimous.

**Mayland Community College**

The Board next heard from John Boyd, President of Mayland Community College. Dr. Boyd updated the Board on the progress that has been made at the observatory. According to Dr. Boyd the grand opening is scheduled for May 25<sup>th</sup> at this time. He also gave the Board a plan for the area around the observatory and at the former Energy Exchange (Attachment D). Dr. Boyd also updated the Board on the progress that has been made at Pinebridge. The college hopes to move the cosmetology department and massage therapy into the former Pinebridge building. Chairman Riddle inquired as to the availability to change the methane heating to solar. Dr. Boyd stated that he wasn't sure about the availability of grant funding but it is set up for solar now.

**County Manager Report**

The Board next heard from County Manager Nathan Bennett. Mr. Bennett began by informing the Board that the East Yancey Sewer system is accepting applications and the Town of Burnsville is handling the administration of the sewer system. Mr. Bennett also gave an update on the building inspections software and the possibility of linking Register of Deeds office with the tax office. Mr. Bennett also informed the Board that a request for proposals has been sent out for mowing services, this is due back on March 15<sup>th</sup>. Mr. Bennett also informed the Board that the EDC and Town Council wants to have a meeting in the future and there will be an official grand opening event at Cane River Park on May 13<sup>th</sup>.

**County Attorney Business**

The Board next heard from County Attorney Donny Laws. Mr. Laws informed the Board that there were only 2 matters that are still before the Property Tax Commission (PTC) which is due to be heard in early April. Mr. Laws then informed the Board that Tax Administrator Danny McIntosh is working on a draft policy for discoveries. Mr. Laws reminded the Board of the surplus property auction that is scheduled for March 29<sup>th</sup>. Mr. Laws also informed the Board that the school project is moving along.

**Commissioner Business**

There was no commissioner business at this time.


**Public Comment**


The Board first heard from District Attorney Seth Banks who spoke about the good job law enforcement has done in the county with helping to prosecute criminals. The Board next heard from Marvin Taylor who spoke about the Sheriff's Department and about the incident that happened a year ago with the Sheriff's Department.


**Adjournment**

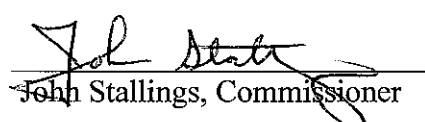
Having no further business Commissioner Austin made a motion to adjourn and it was seconded by Commissioner Whitson. The vote to adjourn was unanimous.

Approved and authenticated on this the \_\_\_\_\_ 10<sup>th</sup> \_\_\_\_\_ day of April 2017.

  
Johnny Riddle, Chairman


  
Jill Austin, Vice-Chairman

  
Mark Ledford, Commissioner


  
John Stallings, Commissioner


  
Jeff Whitson, Commissioner

Attest:

  
J. Jason Robinson  
Clerk to the Board

(county seal)





**AGENDA**  
**YANCEY COUNTY BOARD OF COMMISSIONERS**  
**REGULAR BUSINESS MEETING**  
**March 13, 2017**  
**6:00 P.M.**

- I. Call to Order – Chairman Johnny Riddle
- II. Invocation and Pledge of Allegiance to the Flag
- III. Approval of the Agenda
- IV. Public Comment
- V. Consent Agenda
  - a. Approval of the Minutes- February 13<sup>th</sup> regular minutes and Tax Meetings minutes
  - b. APPOINTMENT – Juvenile Crime Prevention Council (JCPC) – Jeff Spargo
  - c. February Tax Collection Report – Informational
- VI. UPDATE – Mayland Community College – Dr. John Boyd, President
- VII. REPORT – AMY Regional Library – Amber Westall Briggs, AMY Regional Library Director
- VIII. County Manager Report – Nathan Bennett, County Manager
  - a. General Update
- IX. County Attorney Report – Donny Laws, County Attorney
- X. County Commissioners Report
- XI. Adjourn

**Jason Robinson**

---

**From:** Glenna Taylor [gtaylor@ncsu.edu]  
**Sent:** Wednesday, January 18, 2017 3:02 PM  
**To:** Jason Robinson  
**Subject:** JCPC Appointee

Hi Jason,

Jeff Spargo has replaced Nancy Lindeman on the JCPC. He is the new Substance Abuse Task Force Coordinator for Graham's Children.

Would you please get his name on the Commissioner's agenda for approval?

Thank you. Hope you had a good trip.

Glenna

*Attachment C*  
YANCEY COUNTY TAX ADMINISTRATION

*Alpha/  
Vehicle*

End of Month Breakout  
View Posted Payments in Date Range 02/01/2017 to 02/28/2017 for Both

Description	Amount
Vehicle Payments	
County Vehicle Tax Payments 2016	\$245.40
County Vehicle Tax Payments 2015	\$62.16
County Vehicle Tax Payments 2014	\$28.85
County Vehicle Tax Payments 2013	\$3.29
County Vehicle Tax Payments 2012	
County Vehicle Tax Payments 2011	
County Vehicle Tax Payments 2010	
County Vehicle Tax Payments 2009	
County Vehicle Tax Payments 2008	
County Vehicle Tax Payments 2007	
County Vehicle Tax Payments 2006	
County Vehicle Interest	\$12.72
County Vehicle Total Payments	\$352.42
Burnsville VFD Vehicle Tax	
South Toe VFD Vehicle Tax	\$7.95
Newdale VFD Vehicle Tax	\$7.52
West Yancey VFD Vehicle Tax	\$10.13
Egypt/Ramseytown VFD Vehicle Tax	
Clearmont VFD Vehicle Tax	\$5.08
Double Island VFD Vehicle Tax	
Pensacola VFD Vehicle Tax	\$0.44
VFD Vehicle Interest	\$1.24
VFD Vehicle Total Payments	\$32.36
Town of Burnsville Vehicle Tax	
Town of Burnsville Vehicle Interest	
Town of Burnsville Vehicle Total Payment	
State Vehicle Interest	\$5.34
Vehicle Total Payments	\$390.12
Vehicle BankCard Amount	\$38.99
Vehicle BankCard Fee	

03/01/2017

YANCEY COUNTY TAX ADMINISTRATION

*alpha  
vehicles*

Bank Card Register for Date Range:

02/01/2017 to 02/28/2017

Bill	Name	Credit Amount	Card Fee	Total
V201400349	MCHONE, KEITH RAY	\$38.99		\$38.99
	Vehicle Total:	\$38.99		\$38.99
	NonVehicle Total:			
	Total:	\$38.99		\$38.99



PENSACOLA FIRE DISTRICT Vehicle Tax	\$67.76	\$51.74	\$1.11	\$89.07	\$110.66	\$320.34
PRICES CREEK FIRE DISTRICT Vehicle Tax	\$237.60	\$90.75	\$21.36	\$198.47	\$201.47	\$749.65
County Vehicle Interest						\$19,490.84
TOWN OF BURNSVILLE Vehicle Interest	\$143.94	\$422.07	\$231.30	\$8,066.11	\$10,627.42	\$1,615.71
BURNSVILLE FIRE DISTRICT Vehicle Interest	\$1.26	\$1.40		\$622.63	\$990.42	
BURNSVILLE FIRE DISTRICT Vehicle Interest	\$1.15	\$3.67	\$1.09	\$165.19	\$250.39	\$421.49
CANE RIVER FIRE DISTRICT Vehicle Interest	\$0.22	\$0.35	\$0.45	\$51.18	\$83.21	\$135.41
EGYPT FIRE DISTRICT Vehicle Interest	\$0.01	\$0.15	\$0.01	\$29.81	\$28.09	\$58.07
RAMSEYTOWN FIRE DISTRICT Vehicle Interest	\$0.01	\$0.39	\$0.01	\$36.03	\$34.73	\$71.17
GREEN MOUNTAIN FIRE DISTRICT Vehicle Interest	\$0.31	\$0.86	\$1.29	\$24.82	\$39.51	\$66.79
JACKS CREEK FIRE DISTRICT Vehicle Interest	\$1.90	\$6.18	\$1.40	\$104.93	\$124.18	\$238.59
BRUSH CREEK FIRE DISTRICT Vehicle Interest		\$0.23		\$33.90	\$46.74	\$80.87
CRABTREE FIRE DISTRICT Vehicle Interest	\$1.50	\$5.80	\$13.80	\$224.58	\$319.51	\$565.19
SOUTH TOE FIRE DISTRICT Vehicle Interest	\$0.17	\$10.55	\$1.10	\$126.23	\$141.42	\$279.47
PENSACOLA FIRE DISTRICT Vehicle Interest	\$0.83	\$4.68	\$0.26	\$25.31	\$38.66	\$69.74
PRICES CREEK FIRE DISTRICT Vehicle Interest	\$5.61	\$9.12	\$3.64	\$58.37	\$71.32	\$148.06
DMV Vehicle Interest	\$121.56	\$138.53	\$39.44	\$992.26	\$1,064.82	\$2,356.61



Totals

\$7,655.83      \$5,225.82      \$1,608.75      \$43,522.79      \$49,399.35

\$107,412.54

County Vehicle Tax 2016

Billed to Date      \$10,636.57

% Collected      36.24%

03/01/2017

BIS

**Posting Report**  
02-01-2017 to 02-28-2017

03-01-2017  
 8:23 AM

**I. Tax Collections + Releases**

Year	General Fund	Burnsville	West Yancey	Egypt/Ramseytown	Clearmont	Double Island	Newdale	South Toe	Pensacola	TOTAL
2003	\$44.00	\$0.00	\$0.00	\$4.40	\$0.00	\$0.00	\$0.00	\$0.00	\$0.00	\$48.40
2004	\$11.00	\$0.00	\$0.00	\$1.10	\$0.00	\$0.00	\$0.00	\$0.00	\$0.00	\$12.10
2005	\$103.00	\$0.00	\$0.00	\$1.10	\$0.00	\$0.00	\$0.00	\$11.96	\$0.00	\$116.06
2006	\$103.00	\$0.00	\$0.00	\$1.10	\$0.00	\$0.00	\$0.00	\$11.96	\$0.00	\$116.06
2007	\$152.00	\$4.90	\$0.00	\$1.10	\$0.00	\$0.00	\$0.00	\$11.96	\$0.00	\$169.96
2008	\$340.65	\$15.20	\$0.00	\$1.25	\$0.00	\$0.00	\$0.00	\$27.82	\$0.00	\$384.92
2009	\$443.25	\$15.20	\$0.00	\$1.25	\$11.40	\$0.00	\$0.00	\$27.82	\$0.00	\$498.92
2010	\$443.25	\$18.24	\$0.00	\$1.25	\$11.40	\$0.00	\$0.00	\$27.82	\$0.00	\$501.96
2011	\$612.09	\$18.24	\$0.00	\$1.25	\$11.40	\$0.00	\$0.00	\$27.82	\$0.00	\$670.80
2012	\$1,560.58	\$18.24	\$0.00	\$1.25	\$11.40	\$0.84	\$0.00	\$123.02	\$0.00	\$1,715.33
2013	\$1,258.95	\$18.24	\$2.17	\$1.25	\$11.40	\$0.84	\$0.00	\$123.02	\$0.00	\$1,415.87
2014	\$1,923.83	\$18.24	\$14.12	\$1.25	\$11.40	\$0.84	\$0.00	\$123.02	\$0.00	\$2,092.70
2015	\$3,960.27	\$18.24	\$1.50	\$21.00	\$11.40	\$58.25	\$0.00	\$333.41	\$0.00	\$4,404.07
2016	\$180,359.19	\$2,605.31	\$2,715.34	\$1,363.07	\$1,439.73	\$916.86	\$2,580.15	\$3,582.20	\$663.24	\$196,225.09
<b>TOTAL</b>	<b>\$191,315.06</b>	<b>\$2,750.05</b>	<b>\$2,733.13</b>	<b>\$1,401.62</b>	<b>\$1,519.53</b>	<b>\$977.63</b>	<b>\$2,580.15</b>	<b>\$4,431.83</b>	<b>\$663.24</b>	<b>\$208,372.24</b>

**II. Releases**

	Current Year	Prior Year	TOTAL
General Fund	\$3,743.75	\$4,024.45	\$7,768.20
Burnsville	\$21.60	\$144.74	\$166.34
West Yancey	\$219.14	\$0.00	\$219.14
Egypt/Ramseytown	\$11.25	\$18.80	\$30.05
Clearmont	\$14.75	\$79.80	\$94.55
Double Island	\$0.48	\$2.52	\$3.00
Newdale	\$0.00	\$0.00	\$0.00
South Toe	\$18.46	\$258.44	\$276.90
Pensacola	\$0.00	\$0.00	\$0.00

TOTAL		\$4,029.43		\$4,528.75		\$8,558.18
-------	--	------------	--	------------	--	------------

**III. Net Tax Collections**

Year	General Fund	Burnsville	West Yancey	Egypt/Ramseytown	Clearmont	Double Island	Newdale	South Toe	Pensacola	TOTAL
TOTAL	\$183,546.86	\$2,583.71	\$2,513.99	\$1,371.57	\$1,424.98	\$974.63	\$2,580.15	\$4,154.93	\$663.24	\$199,814.06

# Transaction Type Report

02-01-2017 to 02-28-2017

Year	General	Fire	Late	Waste	Additional Fees	Principal	Interest	Advertising Cost	Legal Cost	Total
2011	\$168.84	\$0.00	\$0.00	\$0.00	\$0.00	\$168.84	\$60.96	\$0.00	\$0.00	\$229.80
2012	\$1,111.03	\$95.20	\$0.00	\$0.00	\$0.00	\$1,206.23	\$297.20	\$4.00	\$0.00	\$1,507.43
2013	\$759.45	\$97.37	\$0.00	\$0.00	\$0.00	\$856.82	\$256.41	\$6.00	\$0.00	\$1,119.23
2014	\$1,278.23	\$97.63	\$0.54	\$0.00	\$0.00	\$1,376.40	\$234.89	\$4.00	\$0.00	\$1,615.29
2015	\$3,467.77	\$385.09	\$2.02	\$0.00	\$0.00	\$3,854.88	\$518.02	\$36.00	\$1,579.19	\$5,988.09
2016	\$174,253.67	\$15,404.26	\$105.76	\$0.00	\$0.00	\$189,763.69	\$9,514.73	\$0.00	\$0.00	\$199,278.42
<b>TOTAL</b>	\$181,038.99	\$16,079.55	\$108.32	\$0.00	\$0.00	\$197,226.86	\$10,882.21	\$50.00	\$1,579.19	\$209,738.26

# Adjustment / Release Report

02-01-2017 to 02-28-2017

Year	General	Late	Waste	Additional Fees	Principal	Interest	Advertising Cost	Legal Cost	Fire	Amount Due	County Net
2003	\$44.00	\$0.00	\$0.00	\$0.00	\$44.00	\$82.68	\$21.50	\$0.00	\$4.40	\$152.58	\$148.18
2004	\$11.00	\$0.00	\$0.00	\$0.00	\$11.00	\$16.38	\$3.50	\$0.00	\$1.10	\$31.98	\$30.88
2005	\$103.00	\$0.00	\$0.00	\$0.00	\$103.00	\$123.16	\$7.00	\$0.00	\$13.06	\$246.22	\$233.16
2006	\$103.00	\$0.00	\$0.00	\$0.00	\$103.00	\$113.59	\$7.00	\$0.00	\$13.06	\$236.65	\$223.59
2007	\$152.00	\$0.00	\$0.00	\$0.00	\$152.00	\$148.29	\$10.50	\$0.00	\$17.96	\$328.75	\$310.79
2008	\$340.65	\$0.00	\$0.00	\$0.00	\$340.65	\$292.64	\$8.00	\$0.00	\$44.27	\$685.56	\$641.29
2009	\$443.25	\$0.00	\$0.00	\$0.00	\$443.25	\$337.72	\$16.00	\$0.00	\$55.67	\$852.64	\$796.97
2010	\$443.25	\$0.00	\$0.00	\$0.00	\$443.25	\$292.92	\$16.00	\$0.00	\$58.71	\$810.88	\$752.17
2011	\$443.25	\$0.00	\$0.00	\$0.00	\$443.25	\$756.13	\$16.00	\$-21.10	\$58.71	\$1,252.99	\$1,194.28
2012	\$449.55	\$0.00	\$0.00	\$0.00	\$449.55	\$1,007.17	\$20.00	\$1,463.08	\$59.55	\$2,999.35	\$2,939.80
2013	\$499.50	\$0.00	\$0.00	\$0.00	\$499.50	\$174.04	\$30.00	\$0.00	\$59.55	\$763.09	\$703.54
2014	\$499.50	\$0.00	\$0.00	\$0.00	\$499.50	\$245.86	\$20.00	\$-30.18	\$59.55	\$794.73	\$735.18
2015	\$492.50	\$0.00	\$0.00	\$0.00	\$492.50	\$65.92	\$16.00	\$0.00	\$58.71	\$633.13	\$574.42
2016	\$3,743.75	\$0.67	\$0.00	\$0.00	\$3,744.42	\$577.02	\$0.00	\$-3,215.88	\$285.68	\$1,391.24	\$1,105.56
<b>TOTAL</b>	<b>\$7,768.20</b>	<b>\$0.67</b>	<b>\$0.00</b>	<b>\$0.00</b>	<b>\$7,768.87</b>	<b>\$4,233.52</b>	<b>\$191.50</b>	<b>\$-1,804.08</b>	<b>\$789.98</b>	<b>\$11,179.79</b>	<b>\$10,389.81</b>

# Collections Receipts Report

02-01-2017 to 02-28-2017

Total general tax	\$183,546.86
Total fire tax	\$16,267.20
Total late tax	\$113.22
Total Waste Fees	\$0.00
Total Additional Fees	\$0.00
<hr/>	
Total principal	\$199,927.28
Total interest	\$10,980.83
Total cost of advertising	\$58.00
Total legal	\$1,579.19
Total check overpayments	\$112.16
Total Prepaid Payments	\$1,145.61
Total Prepaid Applied	\$0.00
<hr/>	
Total misc	\$13,875.79
<hr/>	
Grand total receipts	\$213,803.07

---

# District Payment Report

02-01-2017 to 02-28-2017

Year	District Code	District Name	Amount
2011	009	SOUTH TOE FIRE DISTRICT	\$0.00
2012	009	SOUTH TOE FIRE DISTRICT	\$95.20
2013	009	SOUTH TOE FIRE DISTRICT	\$95.20
2013	011	PRICES CREEK FIRE DISTRICT	\$2.17
2014	002	CANE RIVER FIRE DISTRICT	\$0.40
2014	009	SOUTH TOE FIRE DISTRICT	\$95.20
2014	011	PRICES CREEK FIRE DISTRICT	\$2.03
2015	001	BURNSVILLE FIRE DISTRICT	\$0.00
2015	002	CANE RIVER FIRE DISTRICT	\$1.50
2015	004	RAMSEYTOWN FIRE DISTRICT	\$19.75
2015	005	GREEN MOUNTAIN FIRE DISTRICT	\$0.00
2015	006	JACKS CREEK FIRE DISTRICT	\$0.00
2015	007	BRUSH CREEK FIRE DISTRICT	\$58.25
2015	008	CRABTREE FIRE DISTRICT	\$0.00
2015	009	SOUTH TOE FIRE DISTRICT	\$305.59
2016	001	BURNSVILLE FIRE DISTRICT	\$2,583.71
2016	002	CANE RIVER FIRE DISTRICT	\$1,392.34
2016	003	EGYPT FIRE DISTRICT	\$828.66
2016	004	RAMSEYTOWN FIRE DISTRICT	\$523.16
2016	005	GREEN MOUNTAIN FIRE DISTRICT	\$168.40
2016	006	JACKS CREEK FIRE DISTRICT	\$1,097.38
2016	007	BRUSH CREEK FIRE DISTRICT	\$916.38
2016	008	CRABTREE FIRE DISTRICT	\$2,580.15
2016	009	SOUTH TOE FIRE DISTRICT	\$3,563.74
2016	010	PENSACOLA FIRE DISTRICT	\$663.24
2016	011	PRICES CREEK FIRE DISTRICT	\$1,087.10
<b>TOTAL</b>			<b>\$16,079.55</b>

---

# Outstanding Balances Report

As of 02-28-2017

Year	Amount	County	District	Interest	Advertising	Penalties	Waste	Additional Fees
2006	\$16,525.37	\$7,535.64	\$707.43	\$7,909.19	\$87.50	\$285.61	\$0.00	\$0.00
2007	\$13,303.69	\$6,208.97	\$573.05	\$6,046.33	\$80.50	\$394.84	\$0.00	\$0.00
2008	\$15,653.37	\$7,971.82	\$745.75	\$6,662.40	\$100.00	\$173.40	\$0.00	\$0.00
2009	\$14,662.52	\$8,279.56	\$683.66	\$5,587.30	\$112.00	\$0.00	\$0.00	\$0.00
2010	\$20,671.07	\$11,972.08	\$1,278.77	\$7,260.22	\$160.00	\$0.00	\$0.00	\$0.00
2011	\$30,421.67	\$15,900.33	\$1,657.01	\$8,782.23	\$172.00	\$17.85	\$0.00	\$0.00
2012	\$40,081.49	\$20,946.77	\$2,255.22	\$10,174.79	\$224.00	\$285.09	\$0.00	\$0.00
2013	\$56,793.05	\$37,819.30	\$3,643.38	\$12,700.72	\$462.00	\$0.00	\$0.00	\$0.00
2014	\$93,419.62	\$61,477.23	\$5,901.31	\$14,763.10	\$540.00	\$560.50	\$0.00	\$0.00
2015	\$181,717.90	\$130,348.92	\$11,078.25	\$15,505.49	\$1,217.62	\$1,641.14	\$0.00	\$0.00
2016	\$1,346,432.60	\$1,218,294.30	\$88,965.81	\$32,801.04	\$0.00	\$1,132.66	\$0.00	\$4.00
<b>Total</b>	<b>\$1,829,682.35</b>	<b>\$1,526,754.92</b>	<b>\$117,489.64</b>	<b>\$128,192.81</b>	<b>\$3,155.62</b>	<b>\$4,491.09</b>	<b>\$0.00</b>	<b>\$4.00</b>



# Yancey County Tax Office

County/District Collection Percentage Report

As of: 02-28-2017

Run Date: 03-01-2017

2016  
County

<b>Net Levy \$</b>	12,692,487.22	<b>Collections \$</b>	11,474,192.92	<b>Collections %</b>	90.41
--------------------	---------------	-----------------------	---------------	----------------------	-------

**Districts**

Name	Net Levy \$	Collections \$	Collections %
001 - BURNSVILLE FIRE DISTRICT	154,292.29	142,495.79	92.36
002 - CANE RIVER FIRE DISTRICT	71,365.64	66,357.85	92.99
003 - EGYPT FIRE DISTRICT	76,803.55	71,748.27	93.42
004 - RAMSEY TOWN FIRE DISTRICT	25,255.90	21,439.23	84.89
005 - GREEN MOUNTAIN FIRE DISTRICT	29,301.94	25,700.67	87.71
006 - JACKS CREEK FIRE DISTRICT	64,847.28	58,874.41	90.79
007 - BRUSH CREEK FIRE DISTRICT	40,591.49	36,686.41	90.38
008 - CRABTREE FIRE DISTRICT	147,945.26	133,000.56	89.90
009 - SOUTH TOE FIRE DISTRICT	194,079.63	176,114.10	90.75
010 - PENSACOLA FIRE DISTRICT	77,660.06	73,464.21	94.60
011 - PRICES CREEK FIRE DISTRICT	156,284.74	143,580.47	91.88

**District Totals**

<b>Net Levy \$</b>	1,038,427.78	<b>Collections \$</b>	949,461.97	<b>Collections %</b>	91.43
--------------------	--------------	-----------------------	------------	----------------------	-------

# Attachment D

